

**RUSH
WITT &
WILSON**



**14 Stevens Close, Bexhill-On-Sea, East Sussex TN39 5AZ
£269,000**

A well presented two bedroom semi-detached house with off road parking, gas central heating system, double glazed windows and doors, private front and rear gardens, no onward chain. Viewing comes highly recommended by RWW sole agents.



Entrance Hall

UPVC front door leading to entrance hall comprising radiator, stairs leading to first floor, under stairs storage cupboard and open archway leading through to kitchen and doorway leading through to the lounge, tiled floor.

Kitchen

11'8" x 5'8" (3.57 x 1.74)

Double glazed window to the front elevation, modern fitted white gloss kitchen comprising a range of matching wall and base level units with laminate roll edge worktop surfaces, plumbing space for slimline dishwasher, stainless steel single sink with drainer and mixer tap, plumbing space for washing machine, integrated electric oven, worktop mounted gas hob, space for free standing fridge/freezer, breakfast bar, part tiled walls, tiled floor, ceiling mounted spotlights, wall mounted gas central heating boiler.

Lounge

14'0" x 11'9" (4.27 x 3.60)

Double glazed windows and door to the rear elevation giving access onto the rear garden, radiator.

First Floor Landing

Stairs leading to first floor.

Bedroom One

11'9" x 9'7" (3.60 x 2.94)

Double glazed window to the rear elevation, radiator.

Bedroom Two

11'9" x 8'6" (3.60 x 2.60)

Double glazed window to the front elevation, radiator, large storage cupboard with hanging space, airing cupboard housing hot water cylinder with slatted shelving.

Bathroom

Obscured double glazed window to the side elevation, radiator, white suite comprising panelled enclosed bath with mixer tap and shower attachment, low level wc, pedestal mounted wash hand basin with mixer tap, fully tiled walls, recessed ceiling spotlights.

Externals

Front Garden

Driveway providing off road parking for multiple vehicles, access to side lean too shed. The front garden is mainly laid to lawn with some plant and shrub borders.

Rear Garden


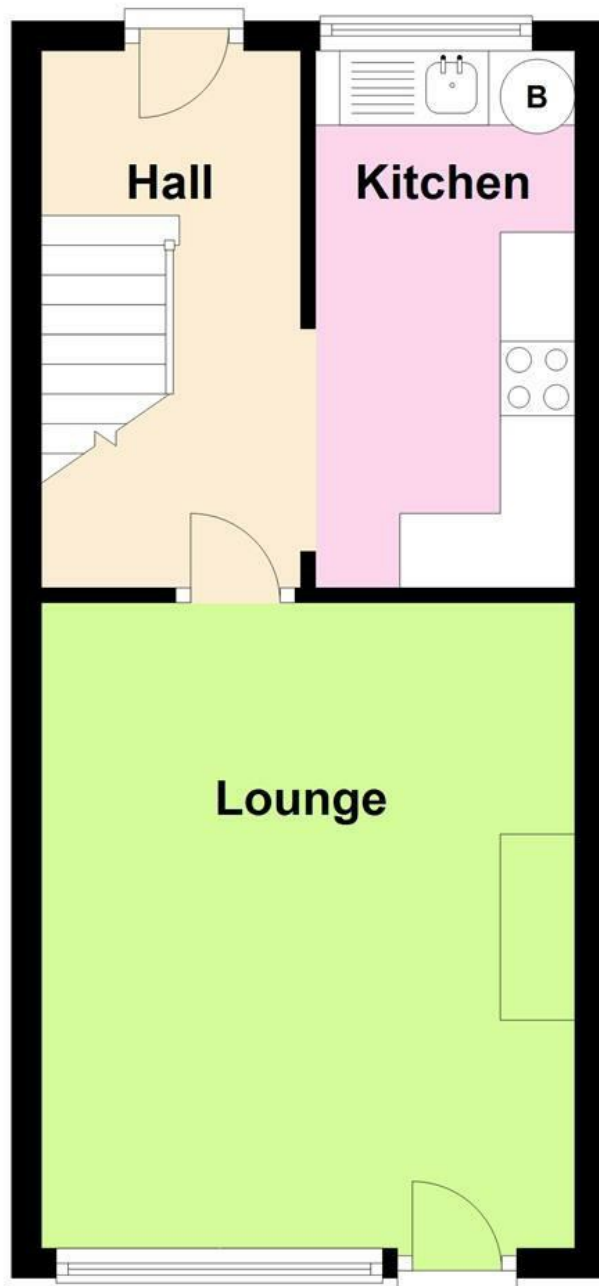
Crazy paving patio with the rest of the garden mainly laid to lawn, some mature plant and tree borders, timber garden shed/lean too.

Agents Note

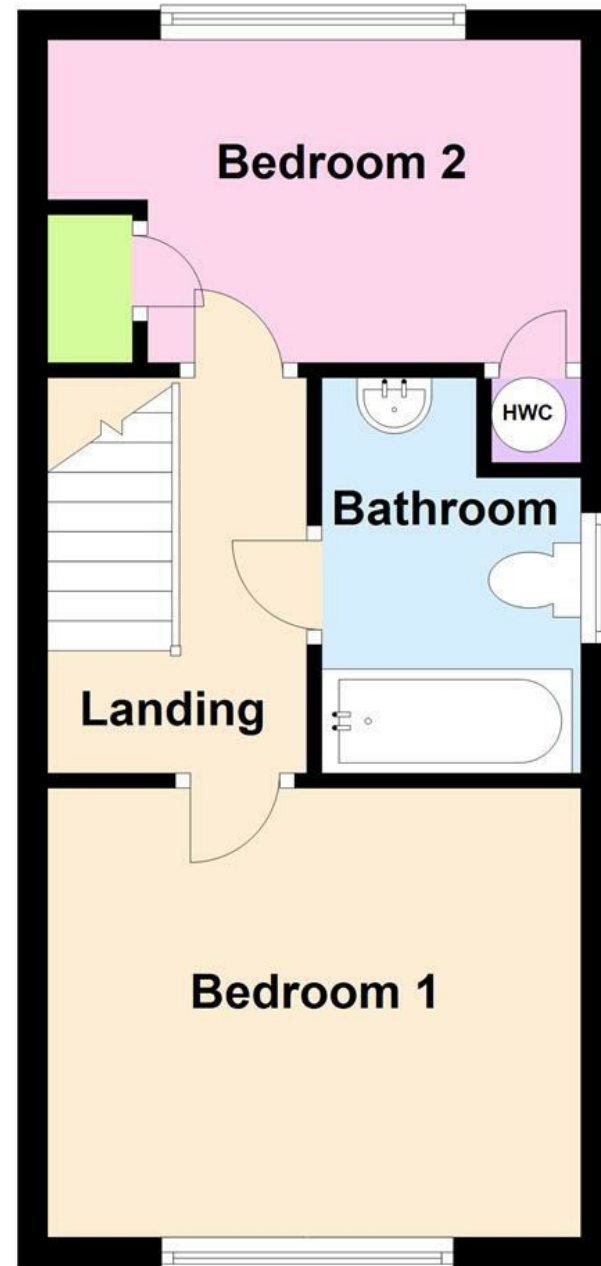
None of the services or appliances mentioned in these sale particulars have been tested. It should also be noted that measurements quoted are given for guidance only and are approximate and should not be relied upon for any other purpose.

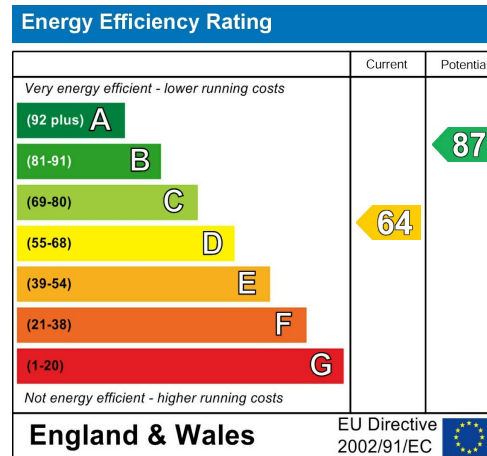


Ground Floor



First Floor





**RUSH
WITT &
WILSON**

**Residential Estate Agents
Lettings & Property Management**



**3 Devonshire Road
Bexhill-on-Sea
East Sussex
TN40 1AH
Tel: 01424 225588
bexhill@rushwittwilson.co.uk
www.rushwittwilson.co.uk**